

MARS

Ideally prepared for every task



Enhancing outcomes for patients and their caregivers:

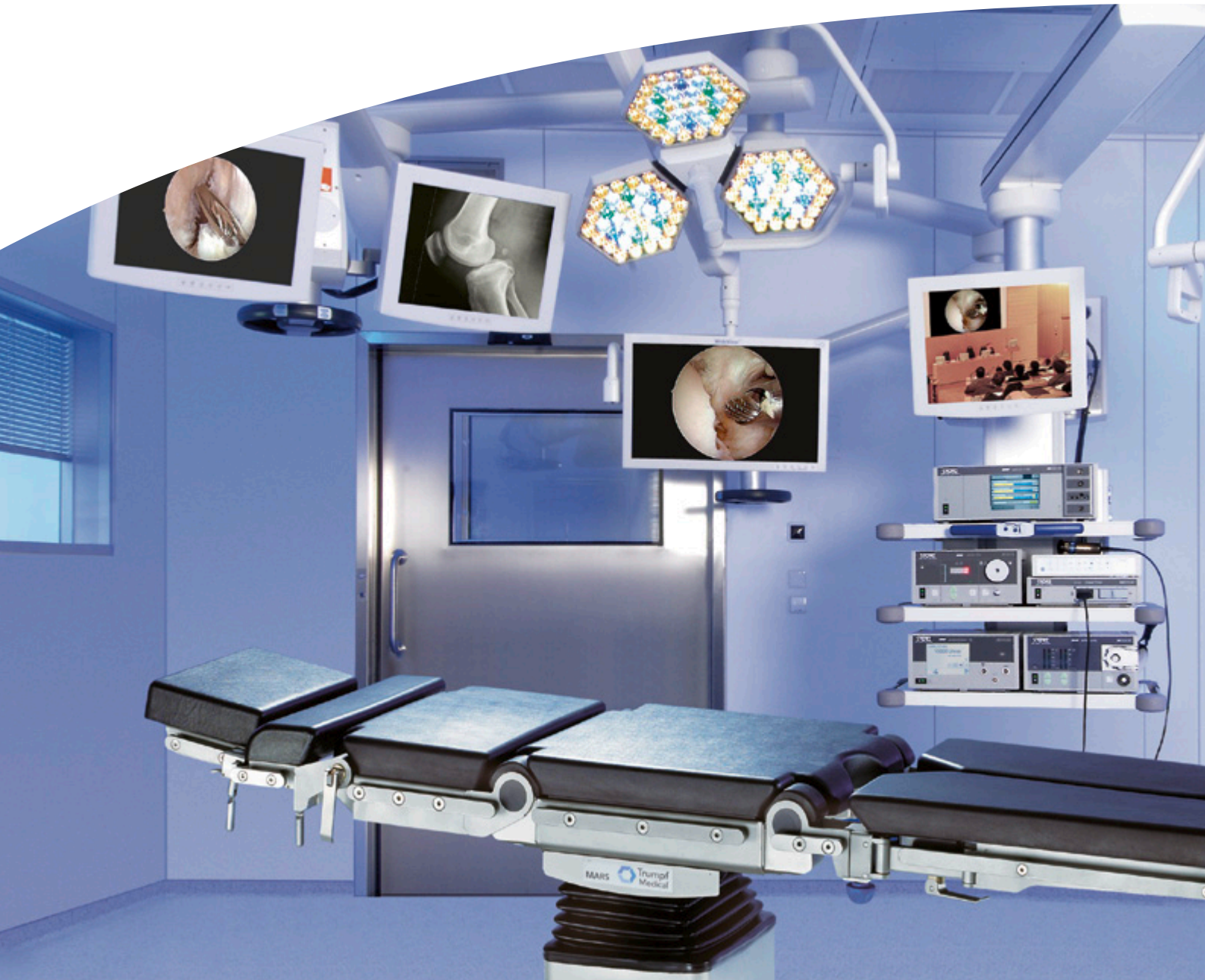
Hill-Rom

Ready for every scenario

General and specialty in one

New OR methods, efficient workflows, digital OR management: Trumpf Medical understands both current and future developments and requirements in daily clinical routines. Due to our close contact with all stakeholders, we understand what it takes to develop reliable, economic products.

MARS is a mobile OR table that offers maximum functionality for every surgical discipline. The current optimized series now comprises five models and the maximum patient weight has increased to 450 kg/1,000 lbs – all without compromising existing functionalities. Due to its modular design, MARS can be universally used, making it the ideal solution for both outpatient and inpatient scenarios.





Benefits at a glance

- **The Trumpf Medical modularity principle**
MARS OR tables offer flexible, precise configurations to suit any surgery. The individual components are also compatible with other Trumpf Medical OR tables.
- **High load capacity**
All MARS OR tables are designed to support patients weighing up to 450 kg/1,000 lbs. Electronically operated articulations bring the patient into the desired position.
- **Five tailored basic models**
Height, table top adjustment, motor drive: of the five versions simply select the one that best matches your requirements.
- **Comfortable integration with the latest OR management**
MARS boasts an IR interface with which the OR tables can be incorporated into integrated OR solutions.
- **Functionality – in every discipline**
MARS offers nearly unlimited configuration options. In just a few steps, the OR table can be converted from general to specialty use.
- **Extremely reliable and efficient**
High-quality components make MARS a durable, long-term solution. These components are also compatible with other Trumpf Medical tables, therefore, one set of components and accessories can be used in multiple scenarios.

Compatibility for excellence

The Trumpf Medical modularity principle

Trumpf Medical OR tables feature a modular design. MARS can be flexibly adapted to fit your needs and configured to suit your surgical requirements. The reverse design of the table top also permits precise motor adjustments, e.g. to a head section. The mechanical coding of the coupling points between the table top and components prevents any inaccurate table configuration.

Another practical feature is that all components attached to the MARS basic table top are compatible with other Trumpf Medical OR tables. As a result, there is no need to invest in a separate set of components and accessories for each OR table. Therefore, OR staff need to familiarize themselves with a single set of accessories, making for efficient and economical working methods.

Features for more comfort and more options

- **Even more robust**
suitable for patients weighing up to 450 kg/1,000 lbs
- **Exceptional ergonomics**
the low version of the OR table especially for endoscopic surgery
- **Specially developed**
visco-elastic pads for optimum, careful patient positioning
- **Comfortable transport**
optional electric motor for secure and easy patient transport
- **Reliable and intuitive**
straightforward operation of adjustable components using ergonomically positioned handles
- **Close-up**
ideal access to the OR field because the OR table column and base section provide plenty of leg and foot room
- **Additional options**
components such as the extension unit for extended areas of use



Five tailored base models

There is a choice of five versions, depending on the height, table top adjustment, and motor drive you require. MARS is therefore individually tailored to your working environment. The low version with a minimum height of 600 mm/23.5" is ideal for performing operations in seated positions in ophthalmology, ENT and other disciplines.



Technical information can be found on page 10

As versatile in application as surgery itself

Weight capacity up to 450 kg/1,000 lbs

All MARS versions are designed to support patients weighing up to 450 kg/1,000 lbs, including accessories. The electronically operated articulations bring the patient rapidly and precisely to the desired position. Heavy patients can be maneuvered easily, including on uneven ground, thanks to stable wheels and an electric drive system made possible by an additional, lower able wheel.



From general to specialty in a few short steps

- **Precise positioning** below the C-arm for intraoperative imaging thanks to the extensive longitudinal slide range with electrical fixing
- **Ideally suited to minimally invasive surgery** due to Trendelenburg adjustment, tilting and low minimum height
- For **360° radiolucency**, carbon-fiber components and accessories are available
- **Ideal for spinal and cervical surgery** due to the use of special positioning accessories



For more information and technical details about MARS, go to www.trumpfmedical.com/en/mars

Ingenious solutions – better ergonomics

MARS was designed to facilitate safe, ergonomic working methods. The motorized base performs the burden of the work during patient transport and the large wheels enhance maneuverability, including on uneven surfaces. In the park position, the table rests securely on four electrical extendable feet. The wheels can then be easily rotated and are very easy to clean.



Extremely reliable and efficient

A long battery life, extremely reliable motors, user-friendly software, and quick response times from Trumpf Medical Service make MARS a reliable partner. Optimal functionality combined with excellent reliability, superb build quality and an attractive price make MARS the economic, long-term solution for your OR.



Integration with the latest OR management

In more and more ORs, digital communication is making surgery easier. The IR interface makes it easy to integrate MARS into modern, integrated OR solutions. Control is via the IR code, entered on a touchscreen for example.



Flexible, safe positioning

Safe positioning is vital in all surgical disciplines. From vacuum mattresses to stirrups, comprehensive accessories for patient positioning enhance your options for all types of surgical disciplines.

General surgery



Sleeve gastrectomy



Lateral position for kidney operations

Gynecology and urology



Reliable patient positioning for gynecological surgery



Ergonomic positioning with stirrups for lithotomy position

Traumatology and orthopedics



Extension unit with MIS device



Optimum x-ray imaging in endoprosthetics

Cardiovascular surgery



Special carbon fiber segments for cardio surgery



Special carbon fiber segments for vascular surgery

Neurosurgery



Neurosurgery with Wilson frame



Craniotomy in supine position

Technical details

Technical data

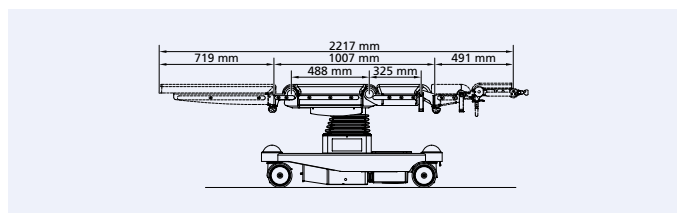
Drives	electrical
Height adjustment (without pad)	
Standard versions 2.01– 2.04	700–1,120 mm/ 27.5"– 44"
Low version 2.05	600–950 mm/ 23.5"– 37"
Lengthways adjustment (manually with electrical triggering)	270 mm/10.5" (except MARS 2.01)
Trendelenburg/Reverse Trendelenburg	
Standard versions 2.01–2.04	30°/35°
Low version 2.05	25°/35°
Tilting	±25°
Leg sections up/down	
Versions 2.01–2.05	±90°
Lower back sections up/down	+80°/–40°
Maximum patient weight	450 kg/1,000 lbs

Variants

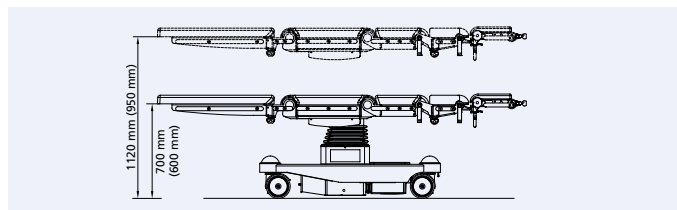
Variants		Material no.
MARS 2.01 S	Standard height basic version	0387611
MARS 2.01 V	Standard height basic version	0387612
MARS 2.02 S	Standard height with longitudinal slide adjustment	0387621
MARS 2.02 V	Standard height with longitudinal slide adjustment	0387622
MARS 2.03 S	Standard height with longitudinal slide adjustment, running gear with electric brake	0387631
MARS 2.03 V	Standard height with longitudinal slide adjustment, running gear with electric brake	0387632
MARS 2.04 S	Standard height with longitudinal slide adjustment, running gear with electric brake and electrically motorized drive	0387641
MARS 2.04 V	Standard height with longitudinal slide adjustment, running gear with electric brake and electrically motorized drive	0387642
MARS 2.05 S	Low version with longitudinal slide adjustment, running gear with electric brake	0387651
MARS 2.05 V	Low version with longitudinal slide adjustment, running gear with electric brake	0387652

S=standard with mushroom-shaped pad V=with Velcro strip

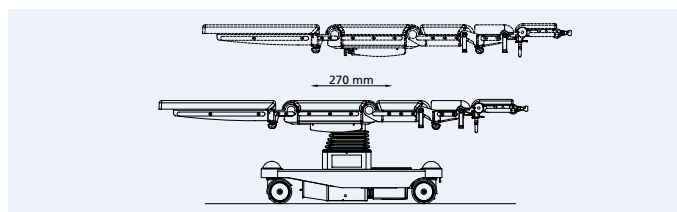
Subject to alteration. Only specifications in our offer and order confirmation are binding.



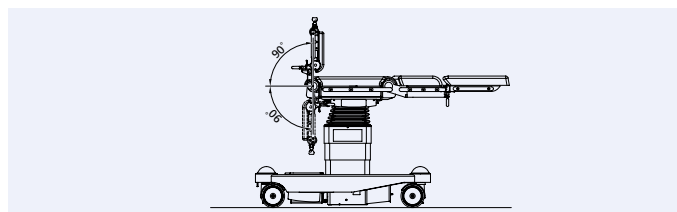
Dimensions



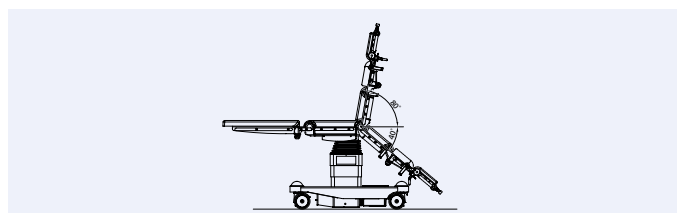
Height adjustment



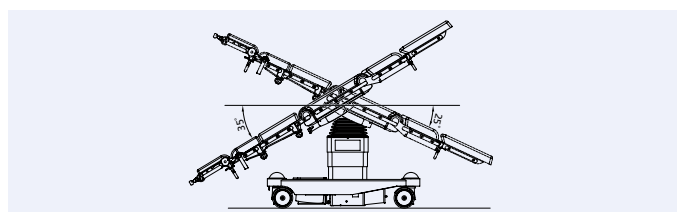
Longitudinal slide adjustment



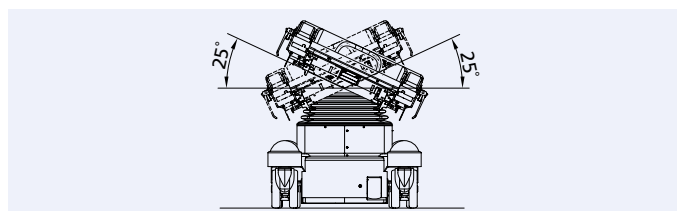
Leg section up/down



Back section up/down



Trendelenburg/Reverse Trendelenburg



Tilting

You can rely on us

Trumpf Medical Services: excellent support all round



Safe decision

To ensure your investment succeeds, we can provide tailored consulting services prior to actual purchase. Our 3D planning software assists with the individual fitting out of OR and intensive care units.

Professional care

Our comprehensive Trumpf Medical service portfolio guarantees maximum availability and scope of function. We maintain your products, add new options on request, and provide you and your employees with valuable expertise in workshops and training courses.

Did you know?

Trumpf Medical Leasing offers innovative financing concepts to suit your requirements, enabling you to acquire first-class Trumpf Medical products and solutions at attractive leasing rates. Ask for details!



For more Service information, visit www.trumpfmedical.com/en/services

Hill-Rom is a leading global medical technology company with more than 10,000 employees in over 100 countries. We partner with health care providers by focusing on patient care solutions that improve clinical and economic outcomes in five core areas: **Advancing Mobility, Wound Care and Prevention, Clinical Workflow, Surgical Safety and Efficiency, and Respiratory Health.** Hill-Rom people, programs, and product brands work towards one mission: **Every day, around the world, we enhance outcomes for our patients and their caregivers.**

Trumpf Medical, part of Hill-Rom, is distinguished by high-quality German engineering standards and offers innovative products to improve efficiency and safety in the OR, ICU, and in other clinical environments throughout the care sector. With our customers' requirements as our benchmark and innovation as the foundation of our success, Trumpf Medical delivers total solutions to fit your clinical care needs.

This document is destined solely for use by healthcare professionals. Medical devices shown in this brochure are intended for use with patients in departments of healthcare establishments.

These products are regulated health care products which, where required by applicable regulations, bear a CE mark. Hill-Rom recommends you carefully read the detailed instructions for safe and proper use included in the documentation accompanying the medical devices. The personnel of healthcare establishments are responsible for the proper use and maintenance of these medical devices.

Hill-Rom reserves the right to make changes without notice in design, specifications and models. The only warranty Hill-Rom makes is the express written warranty extended on the sale or rental of its products.

©2015 Hill-Rom Services, Inc. ALL RIGHTS RESERVED.
Doc. No: 2027353, 30 September 2015

Not all products/options are available in all countries.
For further information about our products or services, please contact your local Trumpf Medical representative or visit our webpage:

www.trumpfmedical.com

Enhancing outcomes for
patients and their caregivers:

Hill-Rom